

WRHS Virtual Orientation and Open House



Use the myStudent app and view student schedules
and pay fees from August 13 - August 19, 2020!



WRHS's Virtual Orientation Day and Open House

Virtual Orientation Day for Grades 10-12- August 19, 2020

Dear WRHS Students and Families,

WRHS's Secondary Orientation Day will be **online** this year! This virtual orientation will be held instead of the traditional orientation process. **Only** incoming **9th grade** and **new to WRHS students** will be on campus on **August 19, 2020**. All students (grades 9-12) will be able to access their schedules through their myStudent accounts beginning on August 13, 2020. myStudent accounts require a 24-hour processing window from activation to be able to view it. If you already have a myStudent/Parent Portal account, you will not need to create a new one. All students in grades 9-12 will be able to pay fees through the SchoolPay app on the WRHS website. Lockers will be issued the first week of school to only those students with documented medical needs.

Open House for Incoming 9th Grade and New to WRHS Students- August 19, 2020

The WRHS campus will only be open for **9th grade** and **new to WRHS students** on August 19, 2020 from 11:00am-2:00pm to familiarize themselves with the campus, walk their schedule, and meet their teachers. This will be held in place of a traditional evening Open House and will be by appointment only using this link (<https://forms.gle/G6ZiJD4tNhfDp9if8>) on the WRHS website. Students who have selected the mySchool online for first semester do not need to participate.

Date: August 19, 2020

Time: 11:00am-2:00pm by appointment only-

Link: <https://forms.gle/G6ZiJD4tNhfDp9if8>

Where: WRHS Campus

Open House Check List:

- Walk your schedule and meet your teachers!
- Join PTSA and purchase spirit wear!
- Purchase a yearbook!



To participate in **Virtual Orientation Day**, parents **must**:

- have an active Parent Portal on myStudent.
- have a major credit card available to pay student fees online.
- *Students who have not enrolled by **August 5, 2020** at WRHS my not eligible for this virtual option due to processing time and will receive their schedules on the first day of school along with directions on how to pay fees.

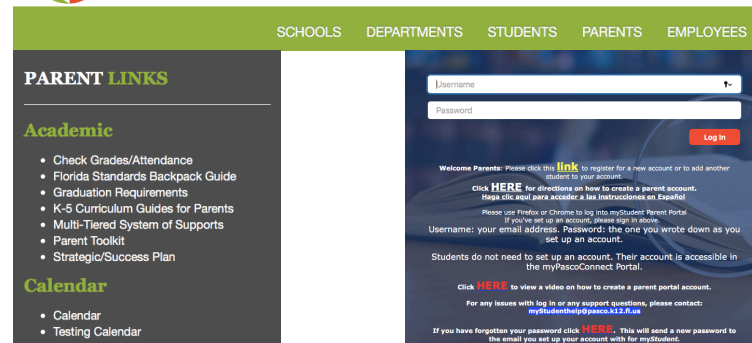
myStudent Parent Portal Account Information and Directions

STEP 1: Already a myStudent user? Do you have a myStudent parent portal account already created? If yes, skip this step and proceed to step 3 between 8:00am on August 13, 2020 through 4:00pm on August 19, 2020.

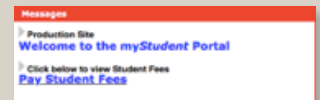
If not, then you must create a myStudent parent portal account between now and August 11, 2020 by 5:00pm to ensure that it's activated in time for orientation.

TO CREATE A mySTUDENT PARENT PORTAL ACCOUNT:

1. Navigate to Pasco County Schools website at www.pasco.k12.fl.us.
2. Click on the Parents tab.
3. Under Parent Links/Academic click on Check Grades/Attendance.
4. Click the yellow link to create a new Parent Portal.
5. Be sure to complete this process by 5:00pm on August 11, 2020 to be able to participate in the **Virtual Orientation Day**.



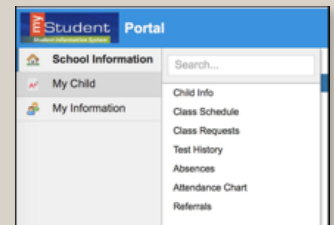
STEP 2: The first step is to pay student fees. There is a link in the messages section of the home page. Click on the text " Pay Student Fees" to initiate the process. Activate your Parent Portal Account by selecting "Activate Account" on the screen. Enter the email address associated with your myStudent account and select "Send Email" which generates an email to activate the account. Go to your email and select the link. Continue by creating your password. Once this is completed, you will be able to see the school fees based on your student's courses and any other fees as needed (Seniors will be required to pay their Class of 2021 fee). Now go to step 4!



STEP 3: The first step is to pay student fees. There is a link in the messages section of the home page. Click on the text " Pay Student Fees" to initiate the process. Now login and pay applicable fees based on your student's courses and any other fees as needed (Seniors will be required to pay their Class of 2021 fee).

STEP 4: After paying fees, return to the myStudent home screen. Complete the steps below to view the student schedule.

1. Open the "My Child Tab" on the left side of the screen.
2. Open the "Class Schedule" tab in the box that opens to the right.



- The classes listed are the current schedule for your child. These courses are connected to the fees that have been paid.
- There is a way to print the schedule at the bottom of the screen.
- **Note:** Schedules could change prior to the start of the school year as we balance and level classes.

We are not entertaining schedule change requests during Open House. We have created a separate system to communicate requests to the assistant principals for each grade level. You can access the form on the WRHS website, under the Student Services tab on August 14, 2020.